



All Greek Community Report

Group	GPA	Members	# above 3.5	% above 3.5	# below 2.0	% below 2.0
All Greek	3.07	4326	1150	26.6%	355	8.2%
All Greek Women	3.15	2534	812	32.0%	158	6.2%
All Greek Men	2.93	1792	338	18.9%	197	11.0%
Panhellenic Council	3.17	2363	779	33.0%	141	6.0%
Interfraternal Council	2.95	1691	324	19.2%	177	10.5%
United Greek Council	2.84	265	44	16.6%	36	13.6%
National Pan-Hellenic Council	3.28	7	3	42.9%	1	14.3%



Greek Community Aggregate Summary

Chapter	Rank	Number of Members	Semester GPA	Members above 3.5	% above 3.5	Members Below 2.0	% below 2.0
Kappa Alpha Theta	1	179	3.42	86	48%	3	2%
Delta Gamma	2	175	3.30	63	36%	4	2%
Kappa Delta	3	176	3.29	68	39%	7	4%
Sigma Phi Epsilon	4	121	3.25	46	38%	6	5%
Alpha Kappa Alpha	5	5	3.25	3	60%	0	0%
Phi Kappa Theta	6	93	3.24	26	28%	3	3%
Kappa Kappa Gamma	7	171	3.24	55	32%	7	4%
Alpha Omicron Pi	8	156	3.22	51	33%	6	4%
Chi Omega	9	176	3.21	66	38%	11	6%
Gamma Phi Beta	10	162	3.18	58	36%	13	8%
Alpha Gamma Delta	11	179	3.16	64	36%	8	4%
Lambda Theta Alpha	12	19	3.15	7	37%	1	5%
Alpha Chi Omega	13	166	3.13	59	36%	14	8%
Gamma Iota Omicron	14	15	3.12	4	27%	2	13%
Pi Beta Phi	15	173	3.10	45	26%	8	5%
Alpha Delta Pi	16	159	3.09	47	30%	12	8%
Alpha Phi	17	164	3.07	33	20%	12	7%
All Greek Member Average			3.07				
Sigma Alpha Epsilon	18	122	3.06	32	26%	10	8%
Sigma Nu	19	99	3.04	23	23%	8	8%
Tau Kappa Epsilon	20	118	3.04	24	20%	6	5%
Gamma Alpha Omega	21	22	3.03	5	23%	2	9%
Delta Delta Delta	22	158	3.00	43	27%	15	9%
Sigma Chi	23	54	2.99	9	17%	3	6%
Lambda Chi Alpha	24	106	2.98	7	7%	3	3%
FarmHouse	25	31	2.97	7	23%	4	13%
Beta Theta Pi	26	85	2.96	18	21%	7	8%

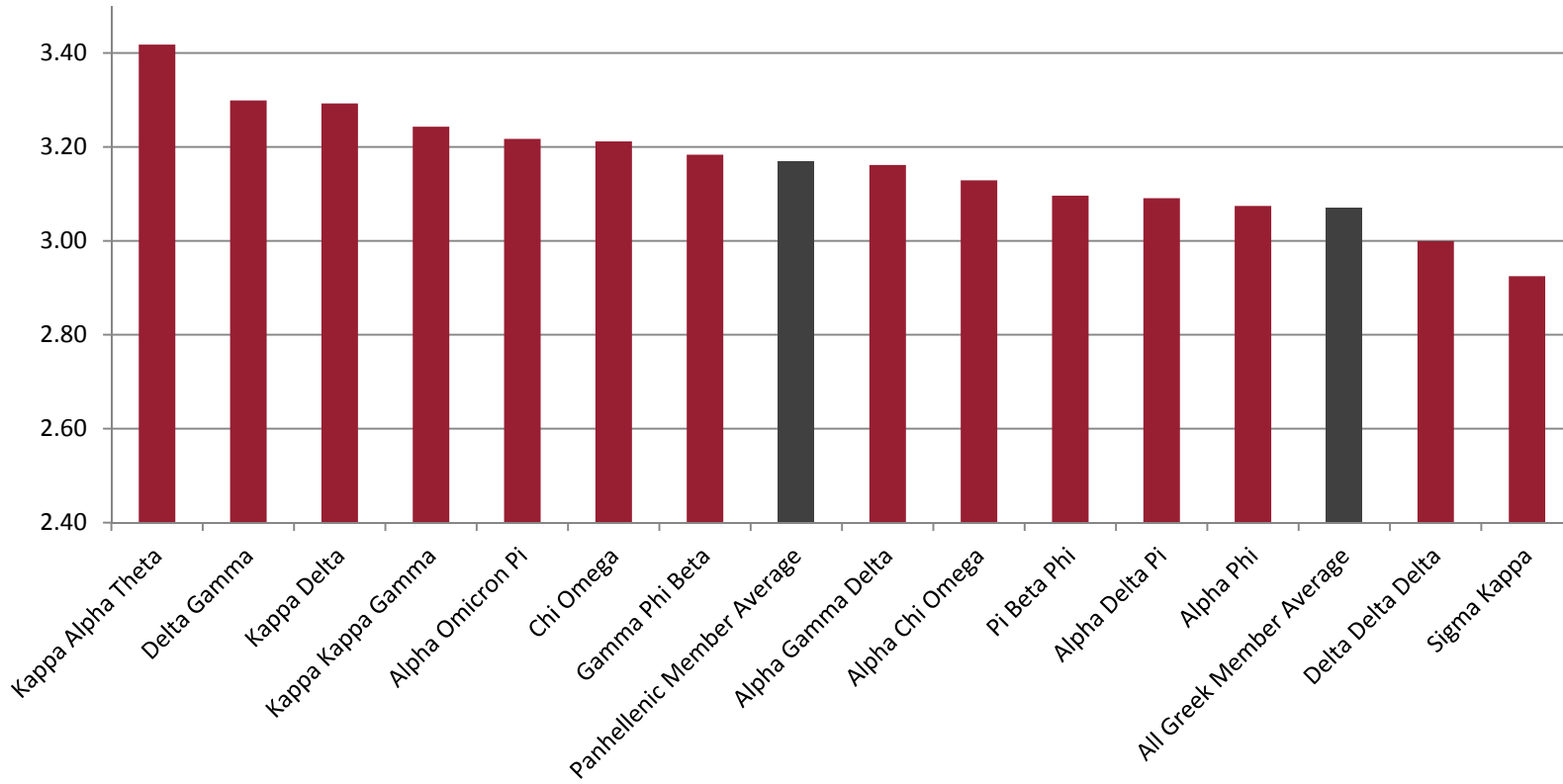


Alpha Kappa Lambda	27	25	2.95	4	16%	1	4%
Pi Kappa Phi	28	118	2.95	25	21%	10	8%
Theta Chi	29	80	2.94	10	13%	6	8%
Alpha Gamma Rho	30	38	2.93	7	18%	4	11%
Sigma Lambda Beta	31	26	2.93	4	15%	3	12%
Chi Delta Sigma Sorority Inc	32	33	2.93	7	21%	4	12%
Phi Gamma Delta	33	75	2.93	12	16%	7	9%
Sigma Kappa	34	169	2.92	41	24%	21	12%
Sigma Pi	35	77	2.92	16	21%	13	17%
Chi Sigma Alpha	36	11	2.91	2	18%	2	18%
Delta Chi	37	15	2.90	4	27%	2	13%
Kappa Delta Chi	38	24	2.86	0	0%	0	0%
Alpha Tau Omega	39	74	2.86	14	19%	12	16%
Sigma Tau Gamma	40	23	2.79	2	9%	1	4%
Alpha Pi Omega	41	7	2.79	1	14%	1	14%
Sigma Alpha Mu	42	15	2.77	3	20%	2	13%
Alpha Nu Multicultural Sorority	43	28	2.77	5	18%	5	18%
Kappa Sigma	44	82	2.75	9	11%	13	16%
Sigma Lambda Gamma	44	20	2.75	3	15%	2	10%
Phi Kappa Sigma	46	49	2.72	8	16%	15	31%
Alpha Psi Lambda	47	5	2.69	0	0%	1	20%
Omega Delta Phi	48	34	2.69	6	18%	7	21%
Acacia	49	23	2.65	2	9%	5	22%
Theta Xi	50	52	2.64	5	10%	12	23%
Delta Tau Delta	51	58	2.62	5	9%	11	19%
Phi Sigma Kappa	52	39	2.55	3	8%	8	21%
Alpha Sigma Phi	53	19	2.53	3	16%	5	26%
La Hermandad de O eMe Te	54	21	2.47	0	0%	7	33%
Alpha Phi Alpha		1					
Iota Phi Theta Fraternity Incorporated		1					
		4326	3.07	1150	27%	355	8%

Panhellenic Council Aggregate Grade Report

Chapter	Rank	Number of Members	Semester GPA	Members above 3.5	% above 3.5	Members Below 2.0	% below 2.0
Kappa Alpha Theta	1	179	3.42	86	48%	3	2%
Delta Gamma	2	175	3.30	63	36%	4	2%
Kappa Delta	3	176	3.29	68	39%	7	4%
Kappa Kappa Gamma	4	171	3.24	55	32%	7	4%
Alpha Omicron Pi	5	156	3.22	51	33%	6	4%
Chi Omega	6	176	3.21	66	38%	11	6%
Gamma Phi Beta	7	162	3.18	58	36%	13	8%
Panhellenic Member Average			3.17				
Alpha Gamma Delta	8	179	3.16	64	36%	8	4%
Alpha Chi Omega	9	166	3.13	59	36%	14	8%
Pi Beta Phi	10	173	3.10	45	26%	8	5%
Alpha Delta Pi	11	159	3.09	47	30%	12	8%
Alpha Phi	12	164	3.07	33	20%	12	7%
All Greek Member Average			3.07				
Delta Delta Delta	13	158	3.00	43	27%	15	9%
Sigma Kappa	14	169	2.92	41	24%	21	12%
		2363	3.17	779	33%	141	6%

Pan Hellenic Council Academic Performance



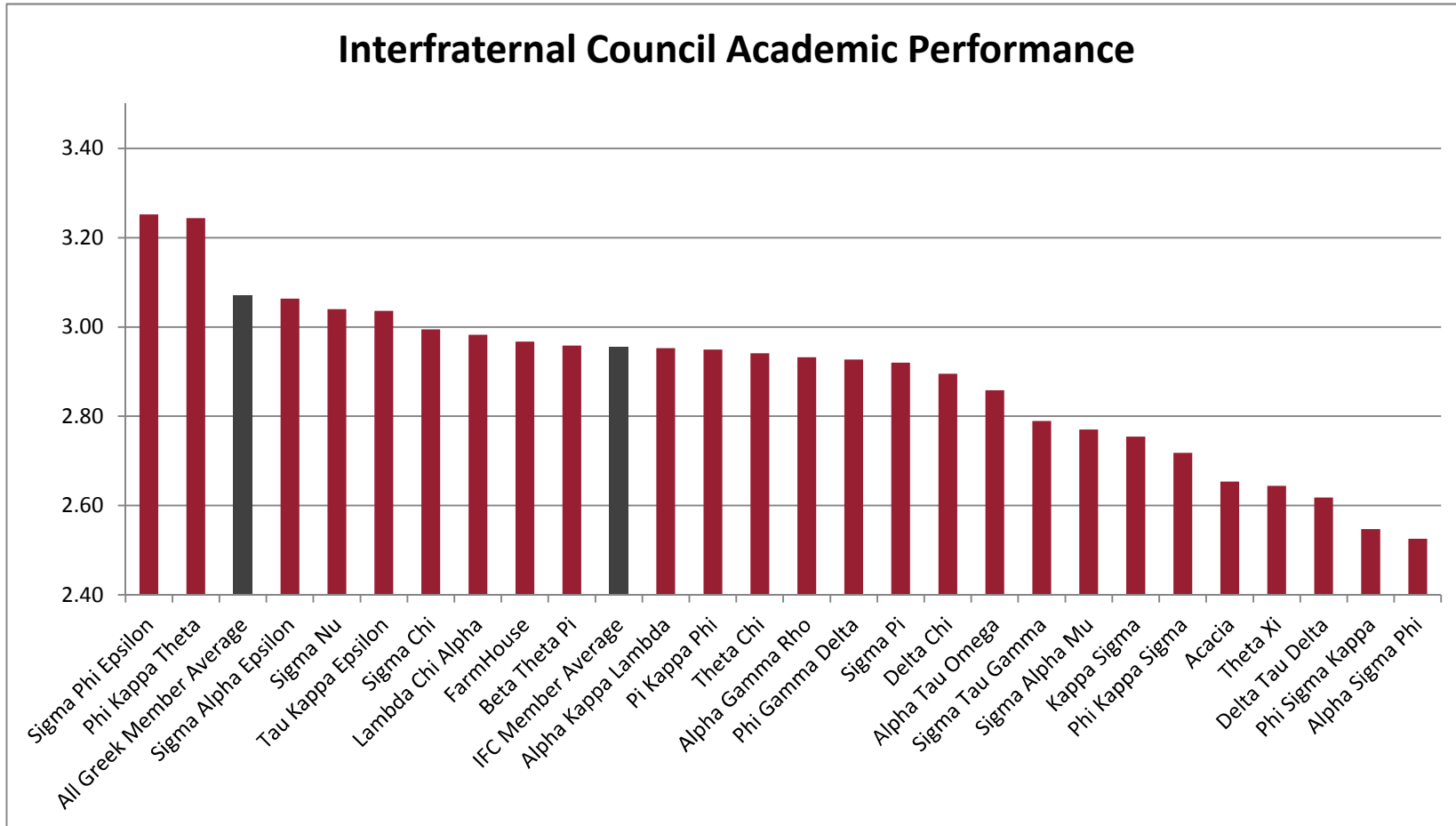


Interfraternal Council Aggregate Grade Report

Chapter	Rank	Number of Members	Semester GPA	Members above 3.5	% above 3.5	Members Below 2.0	% below 2.0
Sigma Phi Epsilon	1	121	3.25	46	38%	6	5%
Phi Kappa Theta	2	93	3.24	26	28%	3	3%
All Greek Member Average			3.07				
Sigma Alpha Epsilon	3	122	3.06	32	26%	10	8%
Sigma Nu	4	99	3.04	23	23%	8	8%
Tau Kappa Epsilon	5	118	3.04	24	20%	6	5%
Sigma Chi	6	54	2.99	9	17%	3	6%
Lambda Chi Alpha	7	106	2.98	7	7%	3	3%
FarmHouse	8	31	2.97	7	23%	4	13%
Beta Theta Pi	9	85	2.96	18	21%	7	8%
IFC Member Average			2.95				
Alpha Kappa Lambda	10	25	2.95	4	16%	1	4%
Pi Kappa Phi	11	118	2.95	25	21%	10	8%
Theta Chi	12	80	2.94	10	13%	6	8%
Alpha Gamma Rho	13	38	2.93	7	18%	4	11%
Phi Gamma Delta	14	75	2.93	12	16%	7	9%
Sigma Pi	15	77	2.92	16	21%	13	17%
Delta Chi	16	15	2.90	4	27%	2	13%
Alpha Tau Omega	17	74	2.86	14	19%	12	16%
Sigma Tau Gamma	18	23	2.79	2	9%	1	4%
Sigma Alpha Mu	19	15	2.77	3	20%	2	13%
Kappa Sigma	20	82	2.75	9	11%	13	16%
Phi Kappa Sigma	21	49	2.72	8	16%	15	31%
Acacia	22	23	2.65	2	9%	5	22%
Theta Xi	23	52	2.64	5	10%	12	23%
Delta Tau Delta	24	58	2.62	5	9%	11	19%
Phi Sigma Kappa	25	39	2.55	3	8%	8	21%
Alpha Sigma Phi	26	19	2.53	3	16%	5	26%
		1691	2.95	324	19%	177	10%



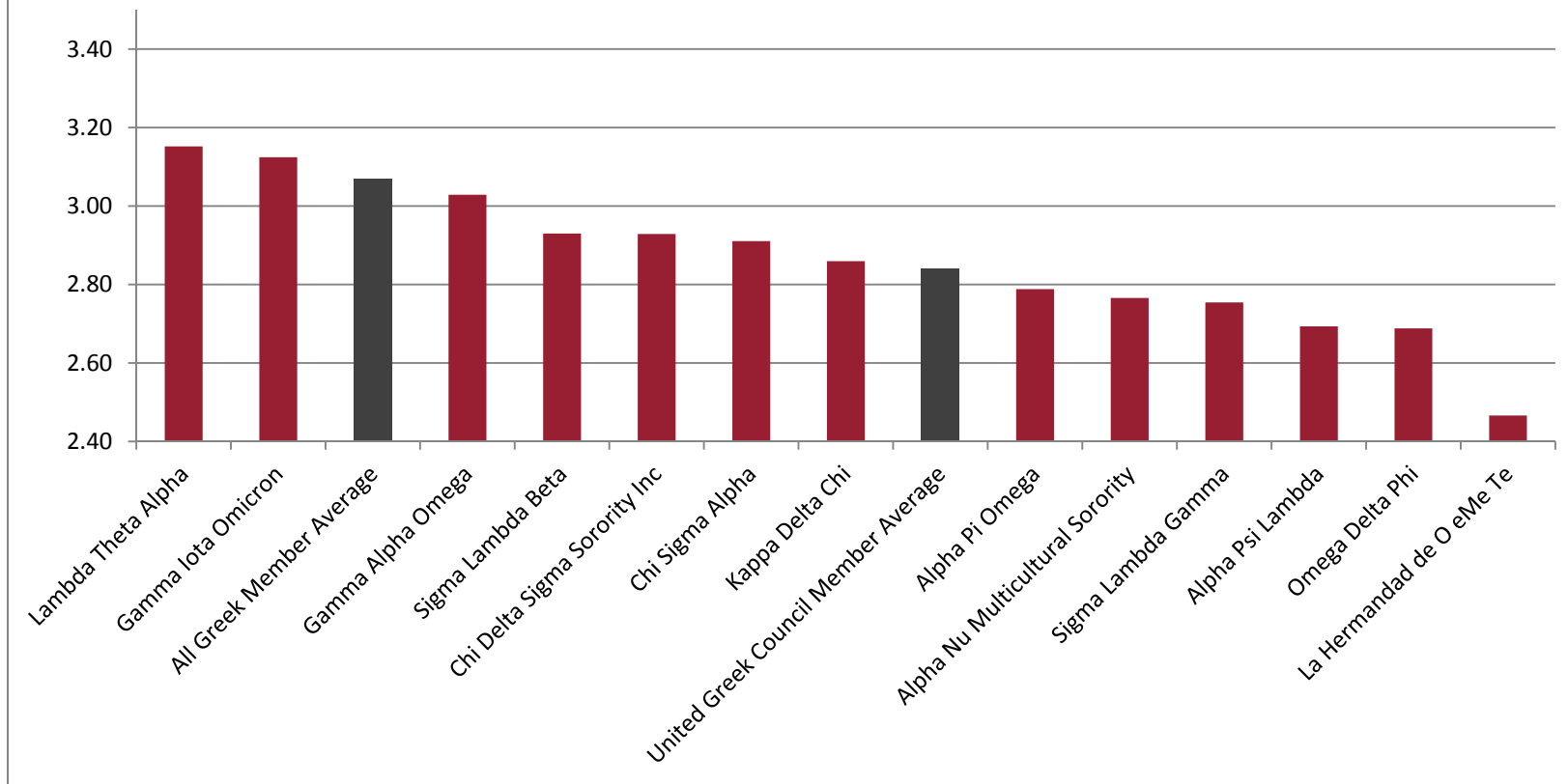
Interfraternal Council Academic Performance



United Greek Council Aggregate Grade Report

Chapter	Rank	Number of Members	Semester GPA	Members above 3.5	% above 3.5	Members Below 2.0	% below 2.0
Lambda Theta Alpha	1	19	3.15	7	37%	1	5%
Gamma Iota Omicron	2	15	3.12	4	27%	2	13%
All Greek Member Average			3.07				
Gamma Alpha Omega	3	22	3.03	5	23%	2	9%
Sigma Lambda Beta	4	26	2.93	4	15%	3	12%
Chi Delta Sigma Sorority Inc	5	33	2.93	7	21%	4	12%
Chi Sigma Alpha	6	11	2.91	2	18%	2	18%
Kappa Delta Chi	7	24	2.86	0	0%	0	0%
United Greek Council Member Average			2.84				
Alpha Pi Omega	8	7	2.79	1	14%	1	14%
Alpha Nu Multicultural Sorority	9	28	2.77	5	18%	5	18%
Sigma Lambda Gamma	10	20	2.75	3	15%	2	10%
Alpha Psi Lambda	11	5	2.69	0	0%	0	20%
Omega Delta Phi	12	34	2.69	6	18%	7	21%
La Hermandad de O eMe Te	13	21	2.47	0	0%	7	33%
		265	2.84	44	17%	36	14%

United Greek Council Academic Performance



National Pan-Hellenic Council Aggregate Grade Report

Chapter	Rank	Number of Members	Semester GPA	Members above 3.5	% above 3.5	Members Below 2.0	% below 2.0
Alpha Kappa Alpha		5	3.25	3	60%	0	0%
Alpha Phi Alpha		1	*	*	*	*	*
Iota Phi Theta Fraternity Incorporated		1	*	*	*	*	*
		7	3.28	3	43%	1	14%